



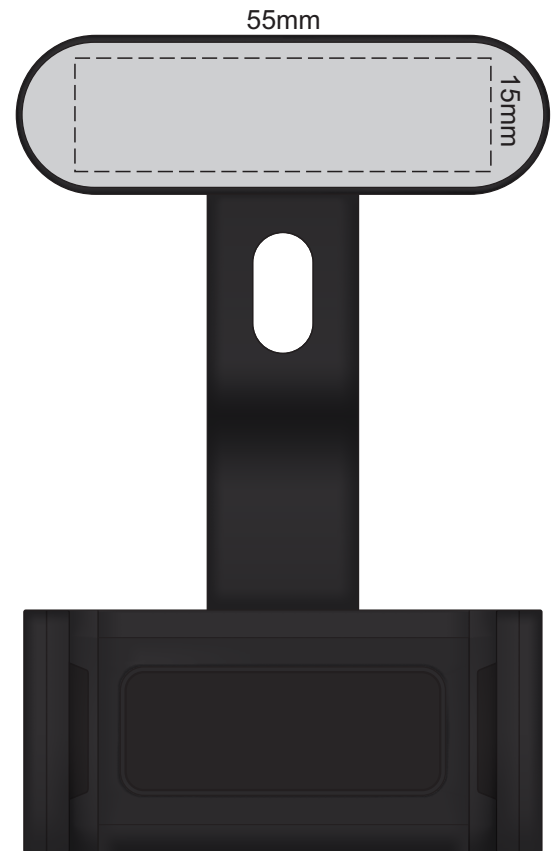
100% of Actual Size
Pad Print




100% of Actual Size
Digital Resin Dome



100% of Actual Size
Engraving



Blue Line = The SIGNIFICANT PRINT AREA
(Keep all critical images & text within this box)
Black Line = Maximum print area
Pink Line = Bleed off to here



Engraves to an Oxidise White